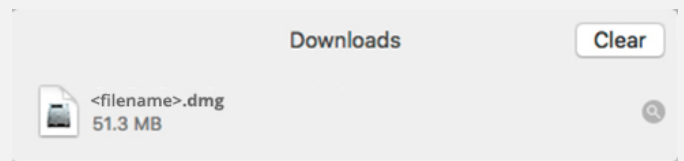


# Stellar SpeedUp Mac

## Steps to Install

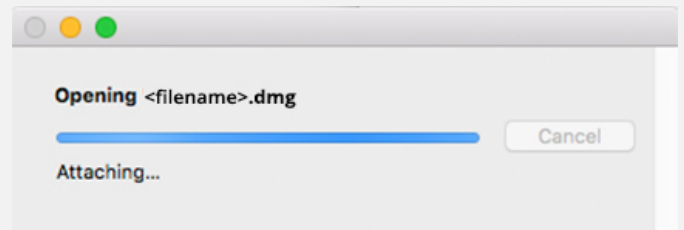
### Step 1

Download Stellar Application to your Mac



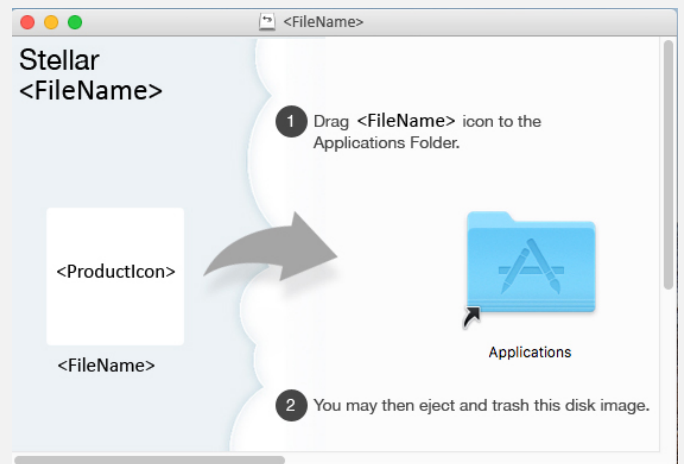
### Step 2

Double Click the .DMG File



### Step 3

Drag the Application to Your Application Folder and Launch



## System Requirements:

Processor: Intel-compatible (x86, x64)

Operating Systems: macOS Big Sur 11, Catalina 10.15, Mojave 10.14, 10.13, 10.12, 10.11, 10.10 & 10.9