

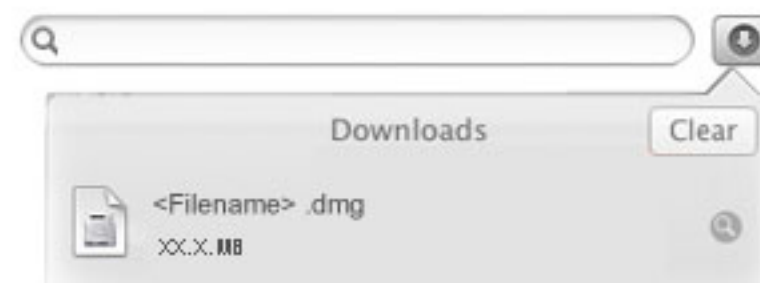


Stellar Speed Up Mac

Steps to Install

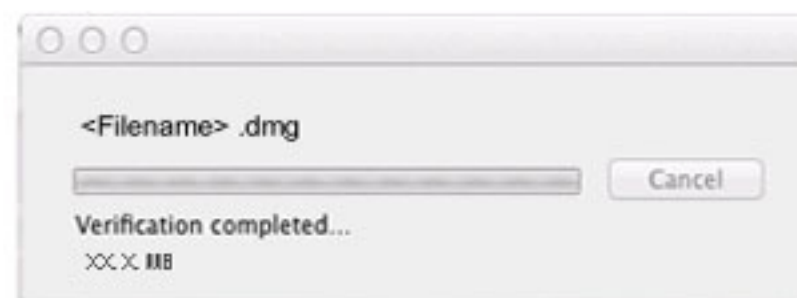
1

Download Stellar Application to **Your Mac**.




2

Double Click on Stellar Phoenix Application **.DMG File**.



3

Drag Stellar Phoenix to Your Application Fonder **and Run**.



System Requirements

Processor: Intel, PowerPC (G3 or later)

Memory: 1 GB

Hard Disk: 25 MB of free space

Operating System: Mac OS X Mountain Lion 10.8, Lion OS X 10.7,
OS X 10.6 Snow Leopard, 10.5 Leopard, 10.4 Tiger, and 10.3.9 Panther